



WINTER AT VALADE

Activity Sheet



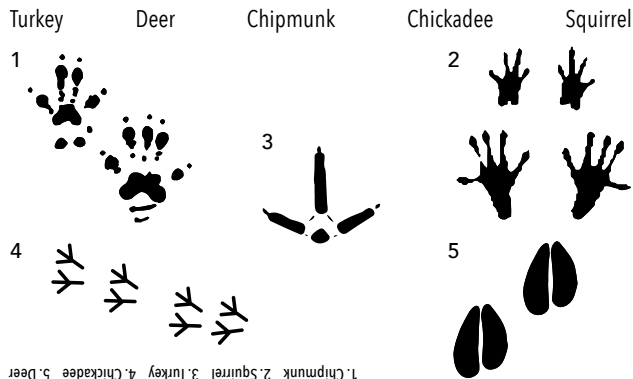
Presented by **FRIENDS OF ROBERT C. VALADE PARK**

ANIMAL TRACK FACTS



Did you know every kind of animal moves differently and creates their own unique set of track patterns? Deer "double register" when they walk, meaning they bring their back legs up to the same spot their front legs were. Rabbits hop by bringing their back legs up next to their front legs. Songbirds hop on their two feet. Be on the lookout for different animal tracks on the riverfront!

MATCH THE TRACKS



1. Turkey 2. Deer 3. Chipmunk 4. Chickadee 5. Squirrel


A RIVERFRONT WORD SEARCH!

See if you can find all seven riverfront parks & greenways

Cullen Plaza Riverwalk Valade Park Gabriel Richard
Mt Elliott Park Dequindre Cut Ralph Wilson Park

A	K	R	A	P	T	T	O	I	L	L	E	T	M	T	B
D	M	A	Z	T	Q	X	L	G	L	G	G	X	G	K	V
J	J	L	A	I	U	M	E	Y	V	Q	B	A	R	R	T
R	V	P	L	V	A	C	B	H	A	F	B	A	K	M	Q
S	Z	H	P	W	J	C	E	G	D	R	P	W	Z	S	R
V	W	W	N	F	B	F	I	R	I	E	F	Z	U	P	M
H	Z	I	E	C	X	F	S	E	D	P	T	C	V	C	Z
F	L	L	L	S	X	Q	L	A	Y	N	Z	A	W	V	A
G	F	S	L	X	T	R	L	I	Q	C	I	F	H	X	W
J	P	O	U	W	I	A	M	B	B	C	F	U	D	K	O
S	A	N	C	C	V	S	X	A	H	N	Q	J	Q	T	X
U	P	P	H	R	I	V	E	R	W	A	L	K	M	E	S
P	O	A	L	L	V	Z	D	X	X	I	N	Q	O	I	D
E	R	R	Z	P	E	Y	Z	C	O	K	C	Q	N	X	L
D	X	K	U	Y	F	P	H	G	D	H	V	W	Q	A	H
W	S	R	S	Q	O	Y	X	J	Z	I	D	Q	K	M	I

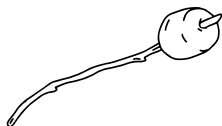
NAME THAT SHIP!



1. Diamond Jack 2. Curtis Randolph Fireboat 3. J.W. Westcott II Mail Boat 4. Edgar B. Speer

VALADE PARK I-SPY

Can you find the items below?




- ☐ A musical instrument
- ☐ An area fit for sledding
- ☐ Something bright orange
- ☐ A place to roast marshmallows
- ☐ Something with wings



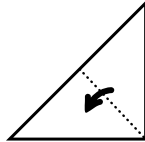
DETROIT
RIVERFRONT
CONSERVANCY

MAKE YOUR OWN PAPER SNOWFLAKES

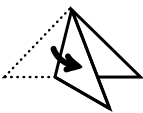
1. Start with a square piece of paper and fold in half diagonally to make a triangle.



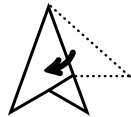
2. Fold paper triangle in half so the pointed corners meet.



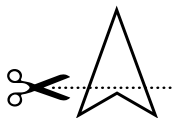
3. Fold paper triangle in thirds, overlapping the lefthand pointed corner over the triangle.



4. Overlap the righthand pointed corner over the triangle.




5. Trim the pointed ends.



You may need to adjust these folds to get the sides to match up, so don't crease the paper until the folds are just right!


6. Cut your folded paper with variations of cutouts. Get creative and make your own patterns!



Tip: Patterns with straight lines are easier to make than the ones with curvy lines.

7. Gently unfold your snowflake. Don't worry if it isn't exact. No two snowflakes are ever alike!


COLOR THESE LOCAL SPECIES




BALD EAGLE



RAINBOW TROUT



MONARCH BUTTERFLY



MALLARDS

KEEP IN TOUCH!

Visit DetroitRiverfront.org/WinterAtValade for a full list of events & programs.

 /DetroitRiverfrontConservancy

 @DetroitRiverfront

 @DetroitRvrfrnt

WANT TO HELP YOUR DETROIT RIVERFRONT?

Winter at Valade is made possible thanks to gifts from supporters like you. Visit DetroitRiverfront.org/give to learn more about how you can support our important work.

